

COLOR CARDS

Preschool and Kindergarten

COPYRIGHT NOTICE:

Copyright © 2013 Fran Lafferty. All rights reserved.

Permission is granted to individuals who purchase these materials to print copies for personal home or classroom use only. NO permission is granted to make or share additional copies of individual pages or entire activity sets, either in digital or hard copy format, except as replacement copies for the purchaser's own use.






A Home Education Resources packet
www.HomeEducationResources.com


TIPS FOR PRINTING & USE:

If possible, print on card stock and laminate or cover with clear contact paper for durability.

Ideas for use:

1. Cut out around cards on all or select pages.
2. Hang one set or one poster (pages 8 & 9) on bulletin board, or set them out on a table. Have children find matches for each color from set of cards not hung up/set out.
3. Give one child one card at a time and ask them to tell you what color is on the card.
4. Give child one or more cards and ask them to find an object around the room that has that/ those color(s) in/on it.
5. Place pairs of cards face-down on a table and turn over 2 cards at a time, trying to find matches concentration- or memory-style.





yellow



yellow




green



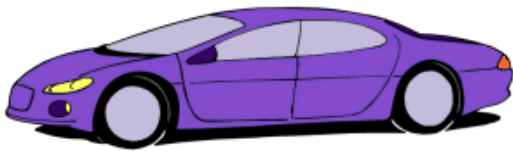

green





blue




blue







purple



purple








red

orange

yellow

brown



grey



white



pink

black



peach

green

blue



purple



red

orange

yellow



brown

grey



white

pink

black

peach



green

blue

purple

