

POKE THE NUMBER

Counting to 20

COPYRIGHT NOTICE:

Copyright © 2013 Fran Lafferty. All rights reserved.

Permission is granted to individuals who purchase these materials to print copies for personal home or classroom use only. NO permission is granted to make or share additional copies of individual pages or entire activity sets, either in digital or hard copy format, except as replacement copies for the purchaser's own use.



“You got
it right!”



“Try
again.”



A Home Education Resources packet
www.HomeEducationResources.com


TIPS FOR PRINTING & USE:

If possible, print on card stock and laminate or cover with clear contact paper for durability.


Ideas for use:

1. Print the first page back-to-back with each of the following pages. Laminate the cards if desired, then punch a hole where each black circle is found under numbers on card fronts.
2. Hold up one card at a time within reaching distance of one child at a time. Have them count how many objects are on the card, then poke the tip of their finger into the hole under the correct number, turning the card over to check their answer: stars for correct, x's for incorrect (“try again”).
3. Cards can also be given to children as an alone-time self-checking activity.






4 ● 2 ● 3 ●




2 ● 1 ● 0 ●


0 ● 2 ● 1 ●




3 ● 1 ● 2 ●




5 ● 4 ● 6 ●




5 ● 4 ● 3 ●




8 ● 7 ● 9 ●



4 ● 6 ● 5 ●




6 ● 8 ● 7 ●



14

13

15



10

9

8



12

14


11



17

15

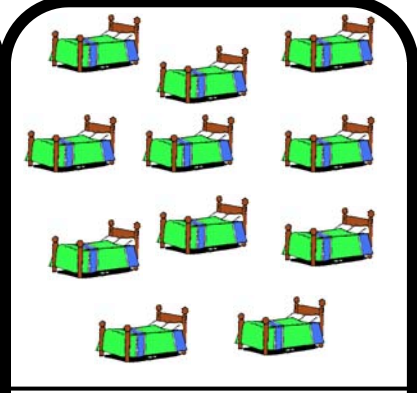
16



10

9


11



12

11

10



14

13


15



18

17

16




12

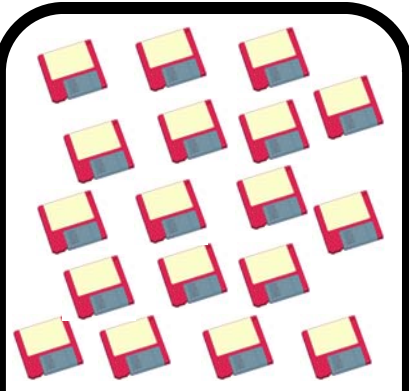
14

13






18 ● 19 ● 20 ●



19 ● 18 ● 17 ●




19 ● 20 ● 18 ●




12 ● 14 ● 13 ●




11 ● 10 ● 12 ●



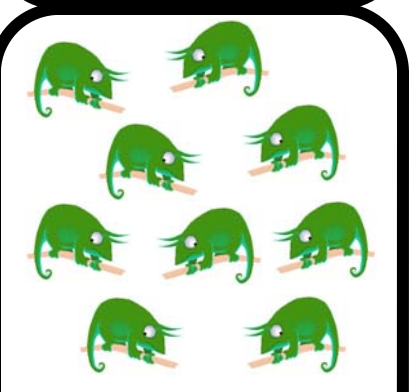
9 ● 10 ● 11 ●



8 ● 7 ● 9 ●



15 ● 14 ● 13 ●




8 ● 10 ● 9 ●






8 ● 6 ● 7 ●




10 ● 12 ● 11 ●



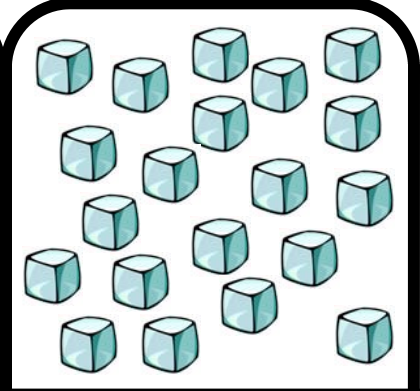
18 ● 17 ● 19 ●




16 ● 14 ● 15 ●




6 ● 5 ● 7 ●




19 ● 20 ● 18 ●



19 ● 18 ● 20 ●



18 ● 17 ● 16 ●



15 ● 14 ● 16 ●