

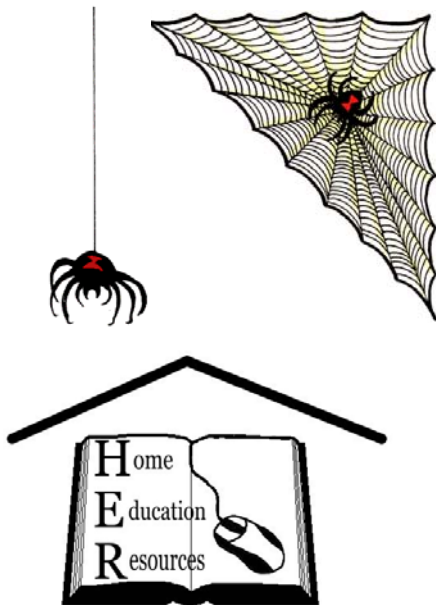
WEBBY WORDS

Alphabet Sounds

COPYRIGHT NOTICE:

Copyright © 2013 Fran Lafferty. All rights reserved.

Permission is granted to individuals who purchase these materials to print copies for personal home or classroom use only. NO permission is granted to make or share additional copies of individual pages or entire activity sets, either in digital or hard copy format, except as replacement copies for the purchaser's own use.




A Home Education Resources packet
www.HomeEducationResources.com

TIPS FOR PRINTING & USE:


If possible, print on card stock and laminate or cover with clear contact paper for durability.

Ideas for use:

1. Cut out around cards on pages 2 to 11 and print page 12 for reference, if desired.
2. Lay out selected cards and try to make as many words as possible by placing a spider letter card on top of missing letter word cards. Place the top card so that the letter lines up with the word - this will make it hang down slightly below the larger card.
3. Give kids the 5 vowel cards and have them find each vowel in some of the matched word and letter card pairs.



pple




pron



aby




ook




orn




ake




eer




og




gg




agle



ire




ox




oat



oose



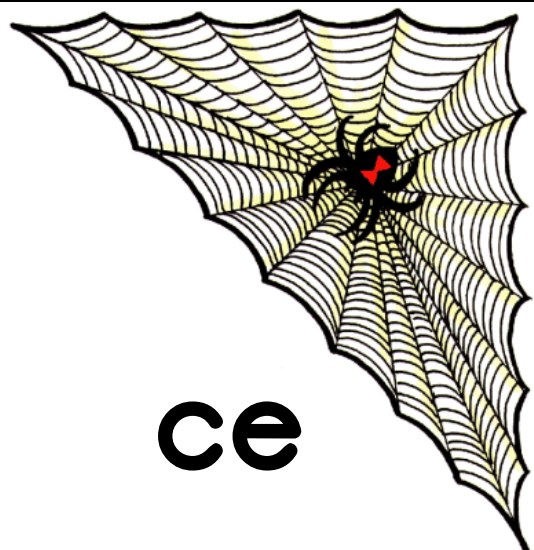
orse




and




gloo




ce



eep




ump




ite




ick



ife




amp




oon



ouse



ose




ext




live




pen




nail




ed



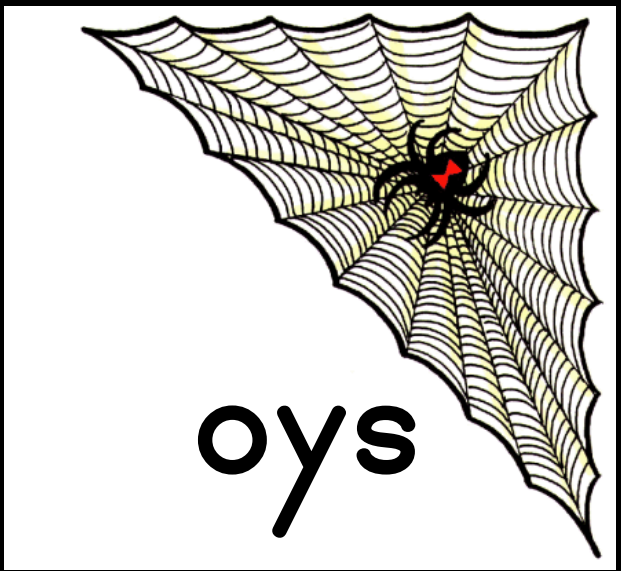
ing




ocks




un




oys




iger




nder




an




ebs




ind




ray




arn




ard




oom



ip



ink



at

