

RHYMING BEES

Preschool & Kindergarten

COPYRIGHT NOTICE:

Copyright © 2016 Fran Lafferty. All rights reserved.

Permission is granted to individuals who purchase these materials to print copies for personal home or classroom use only. Assembled activity sets are the property of the purchaser and may be shared with other individuals for their home or classroom use. However, no permission is granted to make or share additional copies of individual pages or entire activity sets, either in digital or hard copy format, except as replacement copies.



Find more at:






[PrintableKindergarten.com!](http://PrintableKindergarten.com)






TIPS FOR PRINTING & USE:




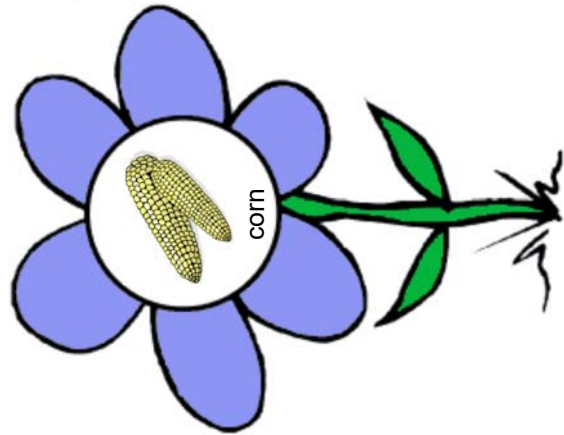

If possible, print on card stock and laminate or cover with clear contact paper for durability.






Ideas for use:

1. Print page 6 back-to-back with page 7 and cut out around cards. Lay out pages 2 to 5.
2. Have participants pick one card per turn and match that "bee" to a flower.
3. Give each participant only one of pages 2 to 5 and have them find the matches for that one board.
4. Hang pages 2 to 5 as a bulletin board display, and encourage students to make matches either out loud or by physically moving the pieces.
5. Flowers could also be cut out as separate cards and matched to word cards.
6. Words for each picture are given in reduced size to enable activity leaders to help participants find matches by reading these "hints."













bee



cat



rug



mouse



dog




sing



horn




fruit



twins



glue




pen



sock



junk



ant



dig



melt



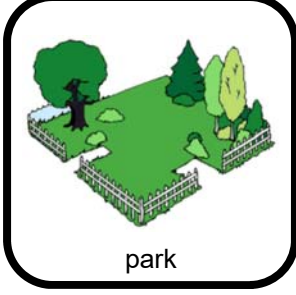
star



slipper



well



park

